

DO NOT SCALE FROM THIS PRINT

HSS-1XX-XX-XX-X-X

No OF POSITIONS
-01 THRU -36
(PER ROW)

OPTION
-N: NON-FLUSH
(SEE NOTE 5)
(NOT AVAILABLE ON LEAD STYLES
-5A, -7, -8, -21A, -21B, -21C, -23, -28, & -29)

OPTION
-L: LOCKING LEAD
(ONLY AVAILABLE WITH LEAD STYLES -2 & -22)
(ONLY AVAILABLE WITH -T PLATING)

LEAD STYLE
(SEE SOCKET SPECIFICATION, TABLE 1)

PLATING SPECIFICATION
-G: 30µ" GOLD ON CONTACT,
10µ" GOLD ON SHELL
-T: 30µ" GOLD ON CONTACT,
MATTE TIN ON SHELL
-TT: MATTE TIN ON CONTACT,
MATTE TIN ON SHELL
(NOT AVAILABLE ON LEAD STYLES -21A THRU -39)
-S: 10µ" SELECTIVE GOLD ON CONTACT,
MATTE TIN ON SHELL
(ONLY AVAILABLE ON LEAD STYLES -2 & -22)
(FOR LOCKING LEAD OPTION, USE SC-1L1-GT)

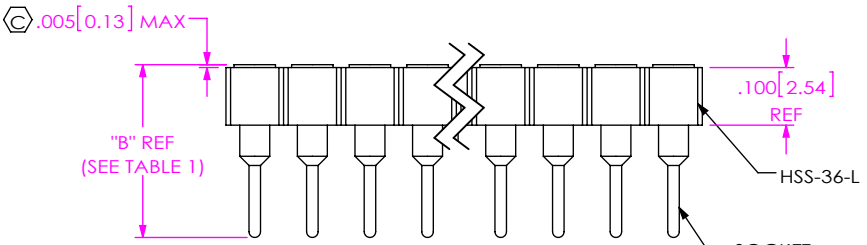
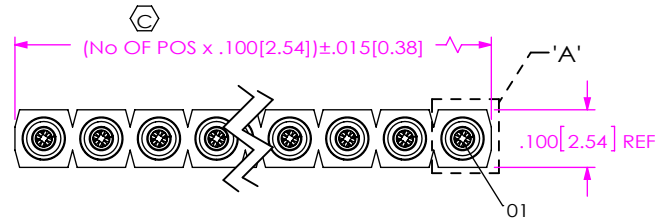
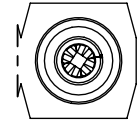


FIG 1
HSS-1XX-XX-2 SHOWN



DETAIL 'A'
SCALE 6 : 1
(SEE TABLE 1 & NOTE 6)

TABLE 1 - HSS LEAD STYLES

| LEAD STYLE | SOCKET | "A" (-N OPTION ONLY) | | "B" (PIN LENGTH) | No OF FINGER CLIPS (SEE NOTE 6) |
|------------|-------------|-------------------------|-------------|---------------------|---------------------------------------|
| | | MIN | MAX | | |
| -1A | SC-1W1-XX-2 | N/A | .038 [0.97] | .563 [14.30] | 4 |
| -1B | SC-1W1-XX-1 | N/A | .038 [0.97] | .703 [17.86] | 4 |
| -1C | SC-1W1-XX-3 | N/A | .038 [0.97] | .453 [11.51] | 4 |
| -2 | SC-1P1-XX | .025 [0.64] | .038 [0.97] | .300 [7.62] | 4 |
| -3 | SC-1S1-XX | N/A | .038 [0.97] | .203 [5.16] | 4 |
| -5 | SC-2P1-XX | N/A | .038 [0.97] | .703 [17.86] | 4 |
| -5A | SC-2P1-XX | N/A | N/A | .703 [17.86] | 4 |
| **7 | SC-1P3-XX | N/A | N/A | .600 [15.24] | 4 |
| *8 | SC-2P3-XX | N/A | N/A | .542 [13.77] | 4 |
| -13 | SC-2P7-XX | N/A | .039 [0.99] | .310 [7.87] | 4 |
| -18 | SC-6P1-XX | .025 [0.64] | .038 [0.97] | .353 [8.97] | 4 |
| -21A | EZ-1W1-XX-2 | N/A | N/A | .553 [14.05] | 6 |
| -21B | EZ-1W1-XX-1 | N/A | N/A | .703 [17.86] | 6 |
| -21C | EZ-1W1-XX-3 | N/A | N/A | .453 [11.51] | 6 |
| -22 | EZ-1P1-XX | .025 [0.64] | .038 [0.97] | .300 [7.62] | 6 |
| *28 | EZ-2P3-XX | N/A | N/A | .542 [13.77] | 6 |
| -29 | EZ-2P2-XX | N/A | N/A | .703 [17.86] | 6 |
| -38 | EZ-6P1-XX | .025 [0.64] | .038 [0.97] | .353 [8.97] | 6 |

*= -T-8, -G-28 & -T-28 AVAILABLE TO EXISTING CUSTOMERS ONLY.
**= ONLY AVAILABLE WITH -G PLATING.

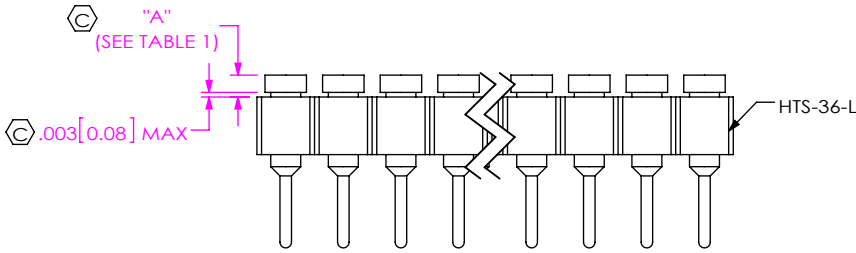


FIG 2
HSS-1XX-XX-2-N SHOWN
(SEE NOTE 6)
(SAME AS FIG 1, DIFFERENT AS SHOWN)

NOTES:

1. Ⓢ REPRESENTS A CRITICAL DIMENSION.
2. MAXIMUM CUT FLASH: .005[0.13] IN ALL AREAS EXCEPT BAR BREAK OFF AREA; .012[0.31] IN BAR BREAK OFF AREA
3. MINIMUM PUSHOUT FORCE: 5 LB
4. MAXIMUM ALLOWABLE BOW: .003[0.08]
5. FOR STYLE -5 & ANY -N OPTION, USE HTS-36-L AND INSERT PIN ON COUNTERBORE SIDE.
6. OPERATOR MUST VERIFY CORRECT PIN BY CHECKING THE NUMBER OF CLIPS.
7. POSITIONS 1 - 4 AND ANY BODY/LEAD STYLES NOT LISTED IN THE TUBE TABLE TO BE PACKAGED IN BULK.

UNLESS OTHERWISE SPECIFIED, DIMENSIONS ARE IN INCHES.
TOLERANCES ARE:
DECIMALS ANGLES
.XX: ±.01 [0.3] 2°
.XXX: ±.005 [0.13]
.XXXX: ±.0020 [0.051]

PROPRIETARY NOTE
THIS DOCUMENT CONTAINS CONFIDENTIAL AND PROPRIETARY INFORMATION AND ALL DESIGN, MANUFACTURING, REPRODUCTION, USE, PATENT RIGHTS AND SALES RIGHTS ARE EXPRESSLY RESERVED BY SAMTEC, INC. THIS DOCUMENT SHALL NOT BE DISCLOSED, IN WHOLE OR PART, TO ANY UNAUTHORIZED PERSON OR ENTITY NOR REPRODUCED, TRANSFERRED OR INCORPORATED IN ANY OTHER PROJECT IN ANY MANNER WITHOUT THE EXPRESS WRITTEN CONSENT OF SAMTEC, INC.



520 PARK EAST BLVD, NEW ALBANY, IN 47150
PHONE: 812-944-6733 FAX: 812-948-5047
e-Mail info@SAMTEC.com code 55322

MATERIAL: DO NOT SCALE DRAWING SHEET SCALE: 3:1
INSULATOR: LCP, COLOR: BLACK
SOCKET: BeCu/BRASS BRASS

DESCRIPTION: SOCKET STRIP ASSEMBLY

DWG. NO. HSS-1XX-XX-XX-X-X

BY: J. BROWNING 08/06/2015 SHEET 1 OF 2

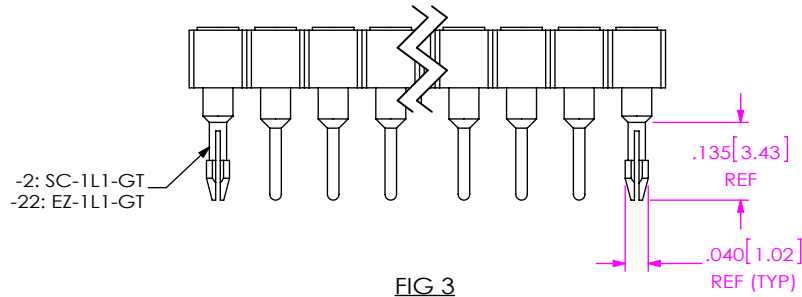


FIG 3
HSS-1XX-XX-22-L SHOWN
(ONLY AVAILABLE IN LEAD STYLES -2 & -22)
(SAME AS FIG 1, DIFFERENT AS SHOWN)

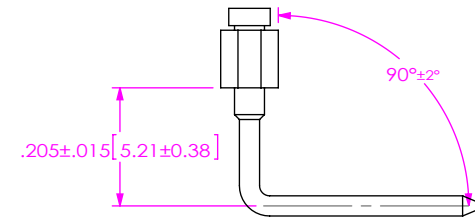
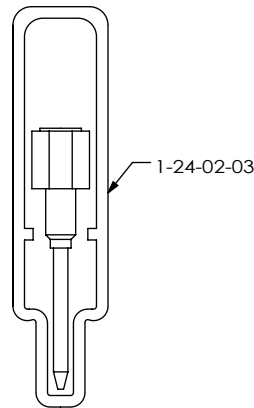
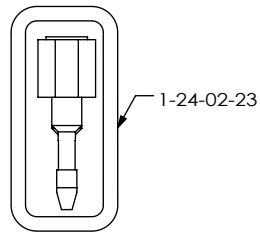
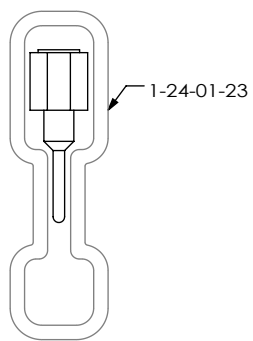


FIG 4
HSS-1XX-XX-5 SHOWN
(SAME AS FIG 2, DIFFERENT AS SHOWN)



PACKAGING VIEWS
(SEE NOTE 7 & TABLE 2)

| TABLE 2 - PACKAGING TUBES | | | |
|---------------------------|---------------------------------|---------------|-------|
| BODY STYLE | LEAD STYLE | TUBE | PLUG |
| -HSS | -2, -3, -13, -18, -22, -23, -38 | PT-1-24-01-23 | TP-12 |
| | -2-L, -22-L | PT-1-24-02-23 | TP-12 |
| | -1C, -21C | PT-1-24-02-03 | TP-24 |

PROPRIETARY NOTE

THIS DOCUMENT CONTAINS CONFIDENTIAL AND PROPRIETARY INFORMATION AND ALL DESIGN, MANUFACTURING, REPRODUCTION, USE, PATENT RIGHTS AND SALES RIGHTS ARE EXPRESSLY RESERVED BY SAMTEC, INC. THIS DOCUMENT SHALL NOT BE DISCLOSED, IN WHOLE OR PART, TO ANY UNAUTHORIZED PERSON OR ENTITY NOR REPRODUCED, TRANSFERRED OR INCORPORATED IN ANY OTHER PROJECT IN ANY MANNER WITHOUT THE EXPRESS WRITTEN CONSENT OF SAMTEC, INC.



520 PARK EAST BLVD, NEW ALBANY, IN 47150
PHONE: 812-944-6733 FAX: 812-948-5047
e-Mail: info@SAMTEC.com code 55322

DO NOT SCALE DRAWING

SHEET SCALE: 3:1

DESCRIPTION:
SOCKET STRIP ASSEMBLY

DWG. NO.
HSS-1XX-XX-XX-X-X

BY: J. BROWNING 08/06/2015 SHEET 2 OF 2